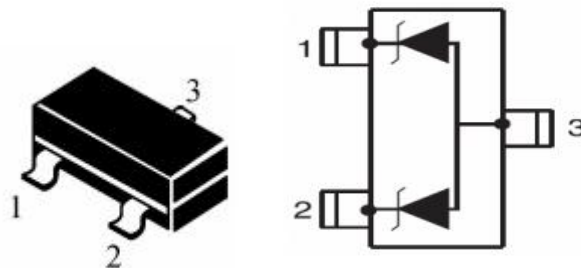


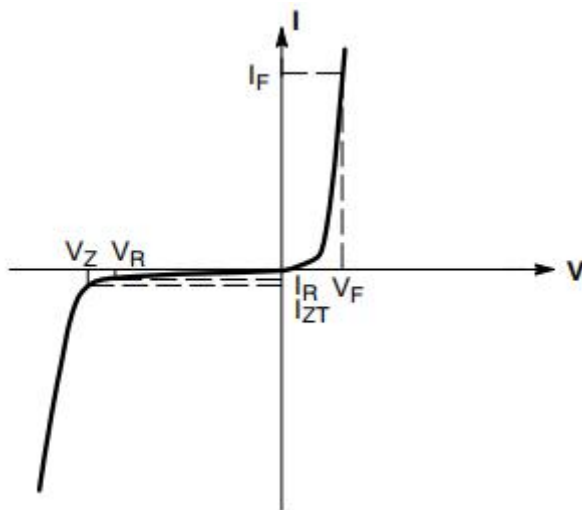
SOT-23 Surface Mounted Dual Common Anode Zener Diode
表面贴装共阳双芯稳压二极管

■ SOT-23 Internal Configuration 内部结构



■ Features 特点

Characteristic 特性参数	Symbol 符号	Max 最大值	Unit 单位
Power dissipation 耗散功率	P_D (FR-5 Board) (Alumina Substrate)	225 300	mW
Forward Current 正向电流	I_F	250	mA
Forward Voltage 正向电压	V_F (@ $I_F=10\text{mA}$)	0.9	V
Reverse Voltage 反向电压	V_Z	2.4-75	V
Junction and Storage Temperature 结温和储藏温度	T_J, T_{stg}	125°C, -55to+125°C	



■ Electrical Characteristics 电特性

($T_A=25^{\circ}\text{C}$ unless otherwise noted 如无特殊说明, 温度为 25°C)

Type	$V_Z(\text{V})$		DIFFERENTIAL RESISTANCE $r_{\text{diff}}(\Omega)$				TEMP. COEFF. $S_Z(\text{mV/K})$			$I_R(\mu\text{A})$		Marking
	@ $I_{ZT}=5\text{mA}$		@ $I_{ZT}=1\text{mA}$		@ $I_{ZT}=5\text{mA}$		@ $I_{ZT}=5\text{mA}$			@ $V_R(\text{V})$		
	MIN.	MAX.	TYP.	MAX.	TYP.	MAX.	MIN.	TYP.	MAX.	I_R	@V	
BZX84C2V4CA	2.2	2.6	325	600	80	100	-3.5	-2.1	0	50	1	7H
BZX84C2V7CA	2.5	2.9	325	600	80	100	-3.5	-2.1	0	20	1	7J
BZX84C3V0CA	2.8	3.2	325	600	80	95	-3.5	-2.1	0	10	1	MR
BZX84C3V3CA	3.1	3.5	350	600	85	95	-3.5	-2.4	0	5	1	MX
BZX84C3V6CA	3.4	3.8	375	600	85	90	-3.5	-2.4	0	5	1	MY
BZX84C3V9CA	3.7	4.1	400	600	85	90	-3.5	-2.5	0	3	1	MZ
BZX84C4V3CA	4.0	4.6	400	600	85	90	-3.5	-2.5	0	3	1	NA
BZX84C4V7CA	4.4	5.0	410	600	80	90	-3.5	-2.5	0	3	2	NB
BZX84C5V1CA	4.8	5.4	425	500	50	80	-3.5	-1.4	0.2	2	2	NC
BZX84C5V6CA	5.2	6.0	400	480	40	60	-2.7	-0.8	1.2	1	2	ND
BZX84C6V2CA	5.8	6.6	80	400	15	40	-2.0	1.2	2.5	3	4	NE
BZX84C6V8CA	6.4	7.2	40	150	6	10	0.4	2.3	3.7	2	4	NF
BZX84C7V5CA	7.0	7.9	30	80	6	15	1.2	3.0	4.5	1	5	NH
BZX84C8V2CA	7.7	8.7	30	80	6	15	2.5	4.0	5.3	0.7	5	NJ
BZX84C9V1CA	8.5	9.6	40	80	6	15	3.2	4.6	6.2	0.5	6	NK
BZX84C10CA	9.4	10.6	40	100	6	15	3.8	5.5	7.0	0.2	7	NM
BZX84C11CA	10.4	11.6	50	150	8	20	4.5	6.4	8.0	0.1	8	NN
BZX84C12CA	11.4	12.7	50	150	10	20	5.4	7.4	9.0	0.1	8	NP
BZX84C13CA	12.4	14.1	50	150	10	25	6.0	8.4	10.0	0.1	8	NX
BZX84C15CA	13.8	15.6	50	170	10	30	7.0	9.4	11.0	0.05	10.5	NY
BZX84C16CA	15.3	17.1	50	200	10	30	9.2	11.4	13.0	0.05	11.2	NZ
BZX84C18CA	16.8	19.1	50	200	10	40	10.4	12.4	14.0	0.05	12.6	PA
BZX84C20CA	18.8	21.2	50	225	10	45	12.4	14.4	16.0	0.05	14	PB
BZX84C22CA	20.8	23.3	60	225	15	55	14.4	16.4	18.0	0.05	15.4	PC
BZX84C24CA	22.8	25.6	60	250	20	55	16.4	18.4	20.0	0.05	16.8	PD
	@ $I_{ZT}=2\text{mA}$		@ $I_{ZT}=0.5\text{mA}$		@ $I_{ZT}=2\text{mA}$		@ $I_{ZT}=2\text{mA}$					
BZX84C27CA	25.1	28.9	65	300	25	80	21.4	23.4	25.3	0.05	18.9	PE
BZX84C30CA	28.0	32.0	70	300	30	80	24.4	26.6	29.4	0.05	21	PF
BZX84C33CA	31.0	35.0	75	325	35	80	27.4	29.7	33.4	0.05	23.1	PH
BZX84C36CA	34.0	38.0	80	350	35	90	30.4	33.0	37.4	0.05	25.2	PJ
BZX84C39CA	37.0	41.0	80	350	40	130	33.4	36.4	41.2	0.05	27.3	PM
BZX84C43CA	40.0	46.0	85	375	45	150	37.6	41.2	46.6	0.05	30.1	PN
BZX84C47CA	44.0	50.0	85	375	50	170	42.0	46.1	51.8	0.05	32.9	PP
BZX84C51CA	48.0	54.0	95	400	60	180	46.6	51.3	57.2	0.05	35.7	7K
BZX84C56CA	52.0	60.0	110	425	75	200	52.2	58.4	63.8	0.05	39.2	7M
BZX84C62CA	58.0	66.0	130	450	90	215	58.8	63.9	71.6	0.05	43.4	7N
BZX84C68CA	64.0	72.0	160	475	110	240	65.6	72.2	79.8	0.05	47.6	7P
BZX84C75CA	70.0	79.0	200	500	150	255	73.4	81.1	88.6	0.05	52.5	7R

■ Typical Characteristic Curve 典型特性曲线

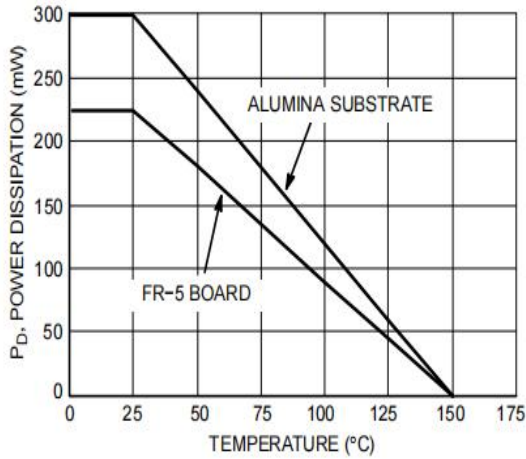


Figure 1: Power Derating Curve

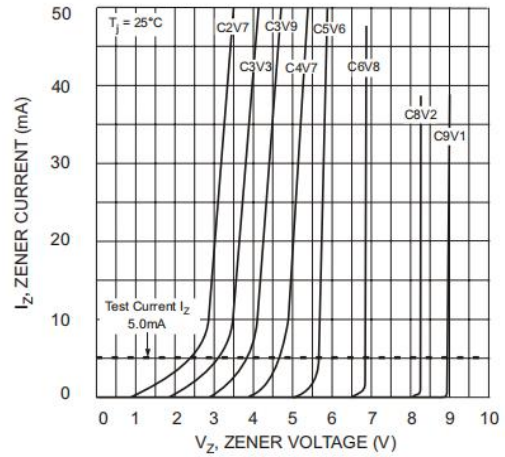


Figure 2: Zener Breakdown Characteristics

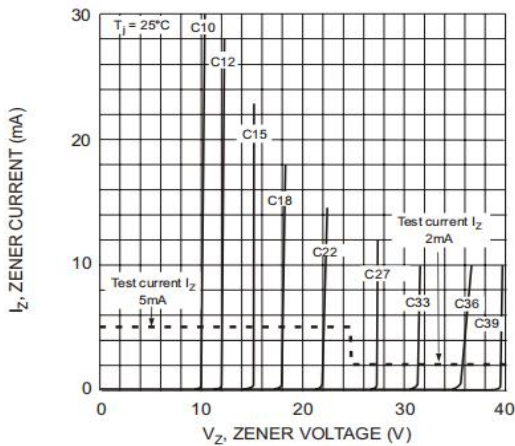


Figure 3: Zener Breakdown Characteristics

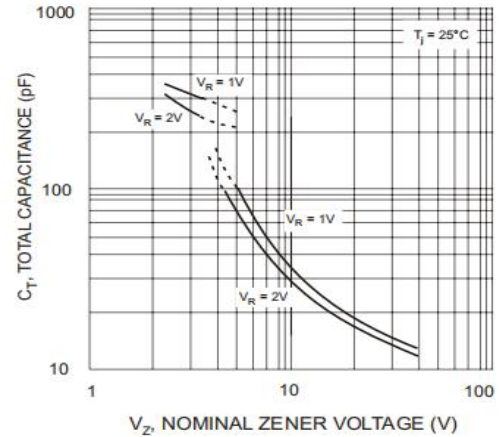


Figure 4: Capacitance Characteristics

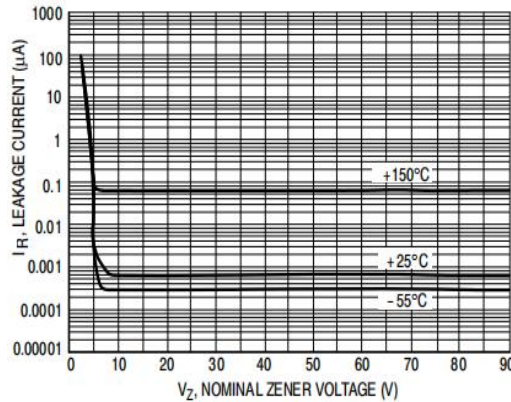
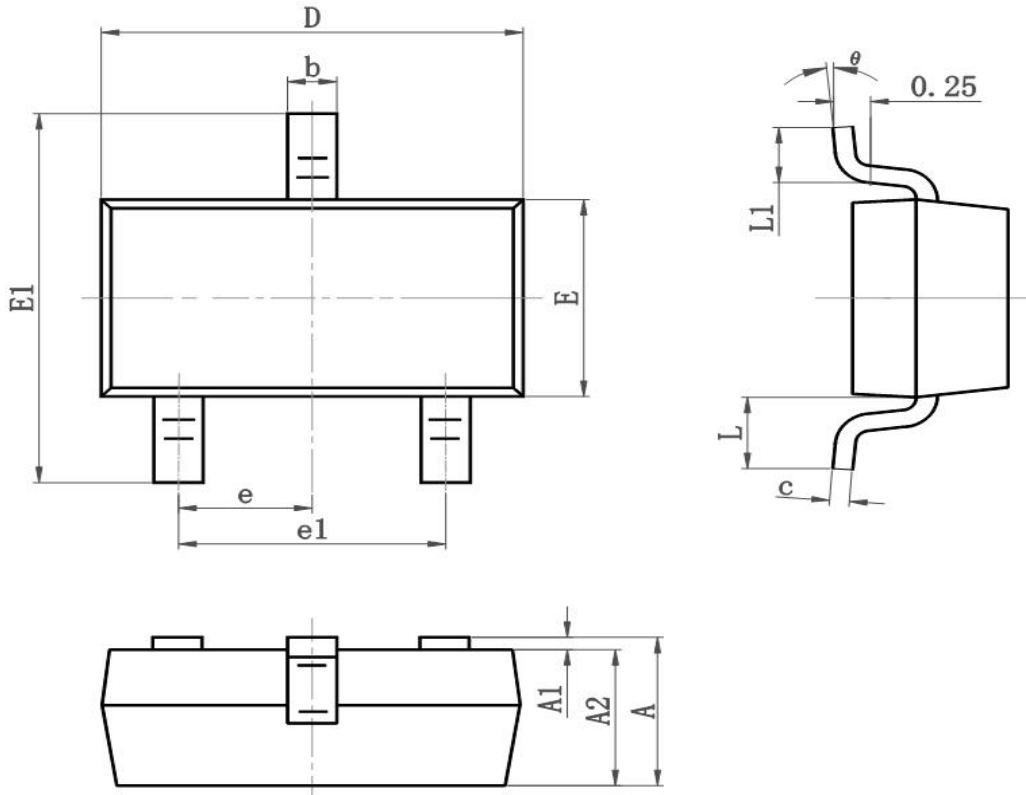


Figure 5: Leakage Current

■Dimension 外形封装尺寸



Symbol	Dimensions In Millimeters		Dimensions In Inches	
	Min	Max	Min	Max
A	0.900	1.150	0.035	0.045
A1	0.000	0.100	0.000	0.004
A2	0.900	1.050	0.035	0.041
b	0.300	0.500	0.012	0.020
c	0.080	0.150	0.003	0.006
D	2.800	3.000	0.110	0.118
E	1.200	1.400	0.050	0.055
E1	2.250	2.550	0.089	0.100
e	0.900	1.00	0.035	0.039
e1	1.800	2.000	0.071	0.079
L	0.500	0.600	0.020	0.024
L1	0.300	0.500	0.012	0.020
θ	0°	8°	0°	8°