

SOD-323 Switching Diode 开关二极管

■ Features 特点

Fast Switching Speed 快的开关速度


Surface mount device 表面贴装器件

High Conductance 高电导率

Case 封装:SOD-323

Marking 印字: A6

SOD-323



■ Maximum Rating 最大额定值

($T_A=25^{\circ}\text{C}$ unless otherwise noted 如无特殊说明, 温度为 25°C)

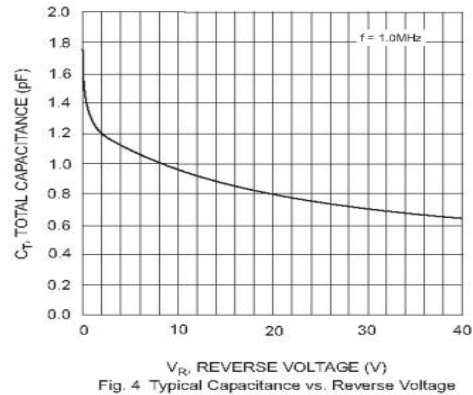
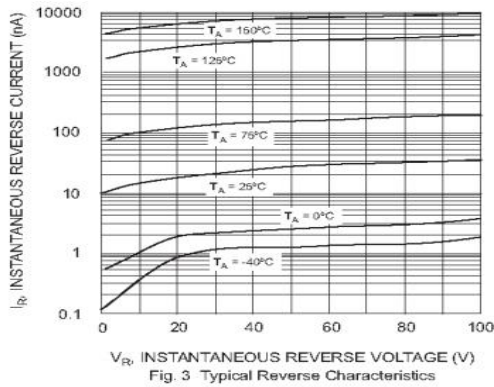
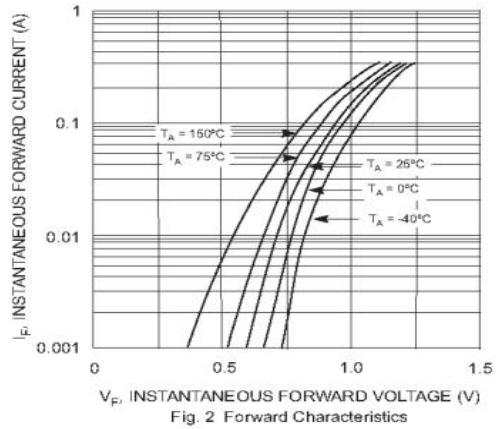
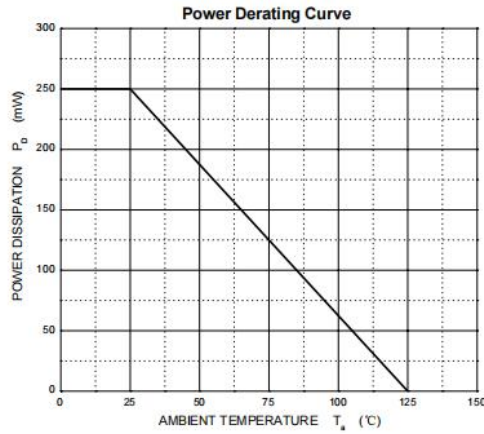
Characteristic 特性参数	Symbol 符号	Rating 额定值	Unit 单位
Non-Repetitive Peak Reverse Voltage 不重复反向峰值电压	V_{RM}	100	V
DC Reverse Voltage 直流反向电压	V_R	100	V
Forward Rectified Output Current 正向工作电流	I_O	250	mA
Non-Repetitive Peak Surge Current(@ $t=1\mu\text{s}$) 不重复峰值浪涌电流	I_{FSM}	0.5	A
Power Dissipation 耗散功率	P_D	250	mW
Thermal Resistance Junction-Ambient 结到环境热阻	$R_{\theta JA}$	600	$^{\circ}\text{C}/\text{W}$
Junction/Storage Temperature 结温/储藏温度	T_J, T_{stg}	-50to+150 $^{\circ}\text{C}$	$^{\circ}\text{C}$

■ Electrical Characteristics 电特性

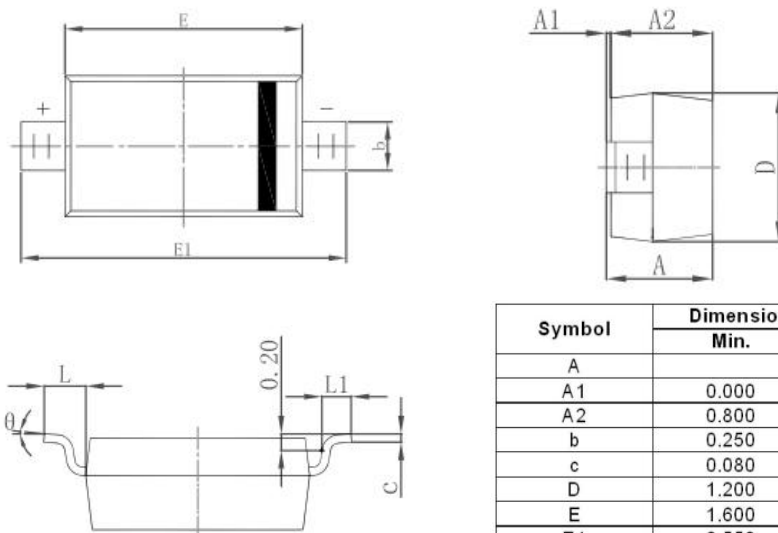
($T_A=25^{\circ}\text{C}$ unless otherwise noted 如无特殊说明, 温度为 25°C)

Characteristic 特性参数	Symbol 符号	Min 最小值	Max 最大值	Unit 单位	Condition 条件
Reverse Voltage 反向电压	V_R	100		V	$I_R=1\mu\text{A}$
Forward Voltage 正向电压	V_F		0.715 0.855 1.0 1.25	V	$I_F=1\text{mA}$ $I_F=10\text{mA}$ $I_F=50\text{mA}$ $I_F=150\text{mA}$
Reverse Current 反向电流	I_R		1 25 50 30	μA nA μA μA	$V_R=100\text{V}$ $V_R=20\text{V}$ $V_R=100\text{V } T_J=150^{\circ}\text{C}$ $V_R=20\text{V } T_J=150^{\circ}\text{C}$
Junction Capacitance 结电容	C_J		2	pF	$V_R=4\text{V}, f=1\text{MHz}$
Revers Recovery Time 反向恢复时间	T_{rr}		4	nS	$I_{rr} = 0.1 * I_R, I_F = I_R = 10 \text{ mA}, R_L = 100\Omega$

■ Typical Characteristic Curve 典型特性曲线



■ Dimension 外形封装尺寸



Symbol	Dimensions In Millimeters		Dimensions In Inches	
	Min.	Max.	Min.	Max.
A		1.000		0.039
A1	0.000	0.100	0.000	0.004
A2	0.800	0.900	0.031	0.035
b	0.250	0.350	0.010	0.014
c	0.080	0.150	0.003	0.006
D	1.200	1.400	0.047	0.055
E	1.600	1.800	0.063	0.071
E1	2.550	2.750	0.100	0.108
L	0.475 REF.		0.019 REF.	
L1	0.250	0.400	0.010	0.016
θ	0°	8°	0°	8°